

**Audit Period: April 1, 2009 – September 30, 2011**

**Engle Publishing & Printing Company Inc.**

1425 W Main St  
Mount Joy, PA 17552  
(717) 492-2514  
(717) 492-2584 FAX

EMAIL: [jhemperly@engleonline.com](mailto:jhemperly@engleonline.com)  
[www.engleonline.com](http://www.engleonline.com)

**1. Publication Information**

Average Net Circulation:	428,083 (Print Edition)
Number of Editions:	Nineteen
Format / Average Page Count:	Tabloid / 24 Pages
Circulation Cycle:	Weekly
Circulation Day / Time:	Wednesday / by 11 PM
Ownership:	Engle Publishing Company
Year Established:	1959
Publication Type:	Shopper
Content:	70% Advertising / 30% Editorial
Circulation Paid/Unpaid:	100% Unpaid / 0% Paid / 0% Sponsored
Primary Delivery Methods:	5% Carrier Delivery / 93% Mail / 2% Controlled Bulk
Insert Zoning Available:	Yes - ZIP Code / Zone / Route
CVC Member Number:	13-0906
DMA/MSA:	Harrisburg, PA / Lancaster, PA
Audit Funded By:	Mid-Atlantic Community Paper Association

**2. Rate Card and Mechanical Data**

Rate Card Effective Date:	January 1, 2011
Mechanical Data:	Six (6) columns x 16-inch column depth Full page: 10.25" wide X 16" depth.
Open Rate:	Local: \$8.40 - \$20.60 per column inch National: \$8.40 - \$20.60 per column inch
Insert Open Rate:	\$40.00 per thousand
Classified Rate:	\$8.85 per agate line (5 line minimum)

Volume, frequency, contract, color, and other rates may be available from the publisher.

**3. Contact Information**

Publisher:	C. A. Engle	EMAIL: <a href="mailto:jhemperly@engleonline.com">jhemperly@engleonline.com</a>
Advertising:	John Hemperly	EMAIL: <a href="mailto:jhemperly@engleonline.com">jhemperly@engleonline.com</a>
Circulation:	Mark Malloy	EMAIL: <a href="mailto:mmalloy@engleonline.com">mmalloy@engleonline.com</a>

**4. Circulation Pricing**

Engle Publishing & Printing Company Inc. publications are controlled circulation weeklies without circulation pricing. Annual mail subscription rate: \$36.00 - \$70.00



**5. Audited Circulation, Distribution and Net Press Averages - Print Edition**

CVC Account Number: 13-0906		Engle Publishing & Printing Company Inc. - Consolidated Mount Joy, PA
<b>Audit Period Summary</b>		
<b>Average Net Circulation</b>	<b>(5-H)</b>	<b>428,083</b>
Average Gross Distribution	(5-F)	428,083
Average Net Press Run	(5-A)	432,962
<b>Audit Period Detail</b>		
A. Average Net Press Run		432,962
B. Office / File		4,879
C. Controlled Distribution		
1. Home Delivery		21,618
2. Controlled Bulk Delivery / Demand Distribution		1,600
3. Mail		354,232
4. Restock & Office Service		4,210
5. Other: USPS – Rotational Mail		46,423
<b>TOTAL AVERAGE CONTROLLED DISTRIBUTION</b>		<b>428,083</b>
D. Paid Distribution		
1. Home Delivery		0
2. Single Copy		0
3. Mail		0
4. Restock & Office Service		0
5. Other:		0
<b>TOTAL AVERAGE PAID DISTRIBUTION</b>		<b>0</b>
E. Sponsored / Voluntary Paid Distribution		
1. Home Delivery		0
2. Single Copy		0
3. Mail		0
4. Restock & Office Service		0
5. Other:		0
<b>TOTAL AVERAGE SPONSORED DISTRIBUTION</b>		<b>0</b>
F. Average Gross Distribution		428,083
G. Unclaimed / Returns		(0)*
<b>H. Average Net Circulation</b>		<b>428,083</b>



www.cvcaudit.com

**5A. Audited Circulation, Distribution and Net Press Averages - Print Edition**

CVC Account Number: 13-0048		Columbia / Wrightsville Merchandiser Mount Joy, PA
<b>Audit Period Summary</b>		
<b>Average Net Circulation</b>	<b>(5-H)</b>	<b>15,118</b>
Average Gross Distribution	(5-F)	15,118
Average Net Press Run	(5-A)	15,517
<b>Audit Period Detail</b>		
A. Average Net Press Run		15,517
B. Office / File		399
C. Controlled Distribution		
1. Home Delivery		0
2. Controlled Bulk Delivery / Demand Distribution		0
3. Mail		14,751
4. Restock & Office Service		367
5. Other:		0
<b>TOTAL AVERAGE CONTROLLED DISTRIBUTION</b>		<b>15,118</b>
D. Paid Distribution		
1. Home Delivery		0
2. Single Copy		0
3. Mail		0
4. Restock & Office Service		0
5. Other:		0
<b>TOTAL AVERAGE PAID DISTRIBUTION</b>		<b>0</b>
E. Sponsored / Voluntary Paid Distribution		
1. Home Delivery		0
2. Single Copy		0
3. Mail		0
4. Restock & Office Service		0
5. Other:		0
<b>TOTAL AVERAGE SPONSORED DISTRIBUTION</b>		<b>0</b>
F. Average Gross Distribution		15,118
G. Unclaimed / Returns		(0)*
<b>H. Average Net Circulation</b>		<b>15,118</b>





**5B. Audited Circulation, Distribution and Net Press Averages - Print Edition**

CVC Account Number: 13-0049		Conestoga Valley / Pequea Valley Penny Saver Mount Joy, PA
<b>Audit Period Summary</b>		
<b>Average Net Circulation</b>	<b>(5-H)</b>	<b>21,538</b>
Average Gross Distribution	(5-F)	21,538
Average Net Press Run	(5-A)	21,968
<b>Audit Period Detail</b>		
A. Average Net Press Run		21,968
B. Office / File		430
C. Controlled Distribution		
1. Home Delivery		0
2. Controlled Bulk Delivery / Demand Distribution		175
3. Mail		21,130
4. Restock & Office Service		233
5. Other:		0
<b>TOTAL AVERAGE CONTROLLED DISTRIBUTION</b>		<b>21,538</b>
D. Paid Distribution		
1. Home Delivery		0
2. Single Copy		0
3. Mail		0
4. Restock & Office Service		0
5. Other:		0
<b>TOTAL AVERAGE PAID DISTRIBUTION</b>		<b>0</b>
E. Sponsored / Voluntary Paid Distribution		
1. Home Delivery		0
2. Single Copy		0
3. Mail		0
4. Restock & Office Service		0
5. Other:		0
<b>TOTAL AVERAGE SPONSORED DISTRIBUTION</b>		<b>0</b>
F. Average Gross Distribution		21,538
G. Unclaimed / Returns		(0)*
<b>H. Average Net Circulation</b>		<b>21,538</b>



www.cvcaudit.com

**5C. Audited Circulation, Distribution and Net Press Averages - Print Edition**

CVC Account Number: 13-0050		Downingtown / Exton / Phoenixville Community Courier Mount Joy, PA
<b>Audit Period Summary</b>		
<b>Average Net Circulation</b>	<b>(5-H)</b>	<b>51,789</b>
Average Gross Distribution	(5-F)	51,789
Average Net Press Run	(5-A)	51,889
<b>Audit Period Detail</b>		
A. Average Net Press Run		51,889
B. Office / File		100
C. Controlled Distribution		
1. Home Delivery		0
2. Controlled Bulk Delivery / Demand Distribution		0
3. Mail		51,674
4. Restock & Office Service		115
5. Other:		0
<b>TOTAL AVERAGE CONTROLLED DISTRIBUTION</b>		<b>51,789</b>
D. Paid Distribution		
1. Home Delivery		0
2. Single Copy		0
3. Mail		0
4. Restock & Office Service		0
5. Other:		0
<b>TOTAL AVERAGE PAID DISTRIBUTION</b>		<b>0</b>
E. Sponsored / Voluntary Paid Distribution		
1. Home Delivery		0
2. Single Copy		0
3. Mail		0
4. Restock & Office Service		0
5. Other:		0
<b>TOTAL AVERAGE SPONSORED DISTRIBUTION</b>		<b>0</b>
F. Average Gross Distribution		51,789
G. Unclaimed / Returns		(0)*
<b>H. Average Net Circulation</b>		<b>51,789</b>





**5D. Audited Circulation, Distribution and Net Press Averages - Print Edition**

CVC Account Number: 13-0053		Elizabethtown / Mount Joy Merchandiser Mount Joy, PA
<b>Audit Period Summary</b>		
<b>Average Net Circulation</b>	<b>(5-H)</b>	<b>21,916</b>
Average Gross Distribution	(5-F)	21,916
Average Net Press Run	(5-A)	22,099
<b>Audit Period Detail</b>		
A. Average Net Press Run		22,099
B. Office / File		183
C. Controlled Distribution		
1. Home Delivery		21,245
2. Controlled Bulk Delivery / Demand Distribution		0
3. Mail		98
4. Restock & Office Service		573
5. Other:		0
<b>TOTAL AVERAGE CONTROLLED DISTRIBUTION</b>		<b>21,916</b>
D. Paid Distribution		
1. Home Delivery		0
2. Single Copy		0
3. Mail		0
4. Restock & Office Service		0
5. Other:		0
<b>TOTAL AVERAGE PAID DISTRIBUTION</b>		<b>0</b>
E. Sponsored / Voluntary Paid Distribution		
1. Home Delivery		0
2. Single Copy		0
3. Mail		0
4. Restock & Office Service		0
5. Other:		0
<b>TOTAL AVERAGE SPONSORED DISTRIBUTION</b>		<b>0</b>
F. Average Gross Distribution		21,916
G. Unclaimed / Returns		(0)*
<b>H. Average Net Circulation</b>		<b>21,916</b>



www.cvcaudit.com

### 5E. Audited Circulation, Distribution and Net Press Averages - Print Edition

CVC Account Number: 13-0054		Gap / Oxford Community Courier Mount Joy, PA
<b>Audit Period Summary</b>		
<b>Average Net Circulation</b>	<b>(5-H)</b>	<b>27,022</b>
Average Gross Distribution	(5-F)	27,022
Average Net Press Run	(5-A)	27,070
<b>Audit Period Detail</b>		
A. Average Net Press Run		27,070
B. Office / File		48
C. Controlled Distribution		
1. Home Delivery		0
2. Controlled Bulk Delivery / Demand Distribution		0
3. Mail		26,810
4. Restock & Office Service		212
5. Other:		0
TOTAL AVERAGE CONTROLLED DISTRIBUTION		27,022
D. Paid Distribution		
1. Home Delivery		0
2. Single Copy		0
3. Mail		0
4. Restock & Office Service		0
5. Other:		0
TOTAL AVERAGE PAID DISTRIBUTION		0
E. Sponsored / Voluntary Paid Distribution		
1. Home Delivery		0
2. Single Copy		0
3. Mail		0
4. Restock & Office Service		0
5. Other:		0
TOTAL AVERAGE SPONSORED DISTRIBUTION		0
F. Average Gross Distribution		27,022
G. Unclaimed / Returns		(0)*
<b>H. Average Net Circulation</b>		<b>27,022</b>





**5F. Audited Circulation, Distribution and Net Press Averages - Print Edition**

CVC Account Number: 13-0055		Hempfield / Mountville Merchandiser Mount Joy, PA
<b>Audit Period Summary</b>		
<b>Average Net Circulation</b>	<b>(5-H)</b>	<b>19,113</b>
Average Gross Distribution	(5-F)	19,113
Average Net Press Run	(5-A)	19,565
<b>Audit Period Detail</b>		
A. Average Net Press Run		19,565
B. Office / File		452
C. Controlled Distribution		
1. Home Delivery		370
2. Controlled Bulk Delivery / Demand Distribution		0
3. Mail		18,522
4. Restock & Office Service		221
5. Other:		0
<b>TOTAL AVERAGE CONTROLLED DISTRIBUTION</b>		<b>19,113</b>
D. Paid Distribution		
1. Home Delivery		0
2. Single Copy		0
3. Mail		0
4. Restock & Office Service		0
5. Other:		0
<b>TOTAL AVERAGE PAID DISTRIBUTION</b>		<b>0</b>
E. Sponsored / Voluntary Paid Distribution		
1. Home Delivery		0
2. Single Copy		0
3. Mail		0
4. Restock & Office Service		0
5. Other:		0
<b>TOTAL AVERAGE SPONSORED DISTRIBUTION</b>		<b>0</b>
F. Average Gross Distribution		19,113
G. Unclaimed / Returns		(0)*
<b>H. Average Net Circulation</b>		<b>19,113</b>



www.cvcaudit.com



**5G. Audited Circulation, Distribution and Net Press Averages - Print Edition**

CVC Account Number: 13-0056		Hershey / Hummelstown / Palmyra Community Courier Mount Joy, PA
<b>Audit Period Summary</b>		
<b>Average Net Circulation</b>	<b>(5-H)</b>	<b>26,668</b>
Average Gross Distribution	(5-F)	26,668
Average Net Press Run	(5-A)	27,061
<b>Audit Period Detail</b>		
A. Average Net Press Run		27,061
B. Office / File		393
C. Controlled Distribution		
1. Home Delivery		0
2. Controlled Bulk Delivery / Demand Distribution		0
3. Mail		26,481
4. Restock & Office Service		187
5. Other:		0
<b>TOTAL AVERAGE CONTROLLED DISTRIBUTION</b>		<b>26,668</b>
D. Paid Distribution		
1. Home Delivery		0
2. Single Copy		0
3. Mail		0
4. Restock & Office Service		0
5. Other:		0
<b>TOTAL AVERAGE PAID DISTRIBUTION</b>		<b>0</b>
E. Sponsored / Voluntary Paid Distribution		
1. Home Delivery		0
2. Single Copy		0
3. Mail		0
4. Restock & Office Service		0
5. Other:		0
<b>TOTAL AVERAGE SPONSORED DISTRIBUTION</b>		<b>0</b>
F. Average Gross Distribution		26,668
G. Unclaimed / Returns		(0)*
<b>H. Average Net Circulation</b>		<b>26,668</b>





**5H. Audited Circulation, Distribution and Net Press Averages - Print Edition**

CVC Account Number: 13-0058		Manheim / Lititz Merchandiser Mount Joy, PA
<b>Audit Period Summary</b>		
<b>Average Net Circulation</b>	<b>(5-H)</b>	<b>22,592</b>
Average Gross Distribution	(5-F)	22,592
Average Net Press Run	(5-A)	22,972
<b>Audit Period Detail</b>		
A. Average Net Press Run		22,972
B. Office / File		380
C. Controlled Distribution		
1. Home Delivery		3
2. Controlled Bulk Delivery / Demand Distribution		0
3. Mail		22,333
4. Restock & Office Service		256
5. Other:		0
<b>TOTAL AVERAGE CONTROLLED DISTRIBUTION</b>		<b>22,592</b>
D. Paid Distribution		
1. Home Delivery		0
2. Single Copy		0
3. Mail		0
4. Restock & Office Service		0
5. Other:		0
<b>TOTAL AVERAGE PAID DISTRIBUTION</b>		<b>0</b>
E. Sponsored / Voluntary Paid Distribution		
1. Home Delivery		0
2. Single Copy		0
3. Mail		0
4. Restock & Office Service		0
5. Other:		0
<b>TOTAL AVERAGE SPONSORED DISTRIBUTION</b>		<b>0</b>
F. Average Gross Distribution		22,592
G. Unclaimed / Returns		(0)*
<b>H. Average Net Circulation</b>		<b>22,592</b>



www.cvcaudit.com

**5I. Audited Circulation, Distribution and Net Press Averages - Print Edition**

CVC Account Number: 13-0057		Manheim Township Merchandiser Mount Joy, PA
<hr/>		
<b>Audit Period Summary</b>		
<b>Average Net Circulation</b>	<b>(5-H)</b>	<b>14,766</b>
Average Gross Distribution	(5-F)	14,766
Average Net Press Run	(5-A)	14,933
<hr/>		
<b>Audit Period Detail</b>		
A. Average Net Press Run		14,933
B. Office / File		167
C. Controlled Distribution		
1. Home Delivery		0
2. Controlled Bulk Delivery / Demand Distribution		0
3. Mail		14,545
4. Restock & Office Service		221
5. Other:		0
<b>TOTAL AVERAGE CONTROLLED DISTRIBUTION</b>		<b>14,766</b>
D. Paid Distribution		
1. Home Delivery		0
2. Single Copy		0
3. Mail		0
4. Restock & Office Service		0
5. Other:		0
<b>TOTAL AVERAGE PAID DISTRIBUTION</b>		<b>0</b>
E. Sponsored / Voluntary Paid Distribution		
1. Home Delivery		0
2. Single Copy		0
3. Mail		0
4. Restock & Office Service		0
5. Other:		0
<b>TOTAL AVERAGE SPONSORED DISTRIBUTION</b>		<b>0</b>
F. Average Gross Distribution		14,766
G. Unclaimed / Returns		(0)*
<b>H. Average Net Circulation</b>		<b>14,766</b>





**5J. Audited Circulation, Distribution and Net Press Averages - Print Edition**

CVC Account Number: 13-0060		Middletown Shopper Mount Joy, PA
<b>Audit Period Summary</b>		
<b>Average Net Circulation</b>	<b>(5-H)</b>	<b>10,457</b>
Average Gross Distribution	(5-F)	10,457
Average Net Press Run	(5-A)	10,680
<b>Audit Period Detail</b>		
A. Average Net Press Run		10,680
B. Office / File		223
C. Controlled Distribution		
1. Home Delivery		0
2. Controlled Bulk Delivery / Demand Distribution		0
3. Mail		10,326
4. Restock & Office Service		131
5. Other:		0
<b>TOTAL AVERAGE CONTROLLED DISTRIBUTION</b>		<b>10,457</b>
D. Paid Distribution		
1. Home Delivery		0
2. Single Copy		0
3. Mail		0
4. Restock & Office Service		0
5. Other:		0
<b>TOTAL AVERAGE PAID DISTRIBUTION</b>		<b>0</b>
E. Sponsored / Voluntary Paid Distribution		
1. Home Delivery		0
2. Single Copy		0
3. Mail		0
4. Restock & Office Service		0
5. Other:		0
<b>TOTAL AVERAGE SPONSORED DISTRIBUTION</b>		<b>0</b>
F. Average Gross Distribution		10,457
G. Unclaimed / Returns		(0)*
<b>H. Average Net Circulation</b>		<b>10,457</b>



www.cvcaudit.com

**5K. Audited Circulation, Distribution and Net Press Averages - Print Edition**

CVC Account Number: 13-0061	Millersville Advertiser Mount Joy, PA
<hr/>	
<b>Audit Period Summary</b>	
<b>Average Net Circulation</b> (5-H)	<b>19,463</b>
Average Gross Distribution (5-F)	19,463
Average Net Press Run (5-A)	19,543
<hr/>	
<b>Audit Period Detail</b>	
A. Average Net Press Run	19,543
B. Office / File	80
C. Controlled Distribution	
1. Home Delivery	0
2. Controlled Bulk Delivery / Demand Distribution	135
3. Mail	19,161
4. Restock & Office Service	167
5. Other:	0
<b>TOTAL AVERAGE CONTROLLED DISTRIBUTION</b>	<b>19,463</b>
D. Paid Distribution	
1. Home Delivery	0
2. Single Copy	0
3. Mail	0
4. Restock & Office Service	0
5. Other:	0
<b>TOTAL AVERAGE PAID DISTRIBUTION</b>	<b>0</b>
E. Sponsored / Voluntary Paid Distribution	
1. Home Delivery	0
2. Single Copy	0
3. Mail	0
4. Restock & Office Service	0
5. Other:	0
<b>TOTAL AVERAGE SPONSORED DISTRIBUTION</b>	<b>0</b>
F. Average Gross Distribution	19,463
G. Unclaimed / Returns	(0)*
<b>H. Average Net Circulation</b>	<b>19,463</b>





**5L. Audited Circulation, Distribution and Net Press Averages - Print Edition**

CVC Account Number: 13-0062		Morgantown / Honey Brook Community Courier Mount Joy, PA
<b>Audit Period Summary</b>		
<b>Average Net Circulation</b>	<b>(5-H)</b>	<b>15,464</b>
Average Gross Distribution	(5-F)	15,464
Average Net Press Run	(5-A)	15,608
<b>Audit Period Detail</b>		
A. Average Net Press Run		15,608
B. Office / File		144
C. Controlled Distribution		
1. Home Delivery		0
2. Controlled Bulk Delivery / Demand Distribution		0
3. Mail		15,216
4. Restock & Office Service		248
5. Other:		0
<b>TOTAL AVERAGE CONTROLLED DISTRIBUTION</b>		<b>15,464</b>
D. Paid Distribution		
1. Home Delivery		0
2. Single Copy		0
3. Mail		0
4. Restock & Office Service		0
5. Other:		0
<b>TOTAL AVERAGE PAID DISTRIBUTION</b>		<b>0</b>
E. Sponsored / Voluntary Paid Distribution		
1. Home Delivery		0
2. Single Copy		0
3. Mail		0
4. Restock & Office Service		0
5. Other:		0
<b>TOTAL AVERAGE SPONSORED DISTRIBUTION</b>		<b>0</b>
F. Average Gross Distribution		15,464
G. Unclaimed / Returns		(0)*
<b>H. Average Net Circulation</b>		<b>15,464</b>



www.cvcaudit.com

**5M. Audited Circulation, Distribution and Net Press Averages - Print Edition**

CVC Account Number: 13-0063		New Holland Pennysaver Mount Joy, PA
<b>Audit Period Summary</b>		
<b>Average Net Circulation</b>	<b>(5-H)</b>	<b>13,672</b>
Average Gross Distribution	(5-F)	13,672
Average Net Press Run	(5-A)	13,938
<b>Audit Period Detail</b>		
A. Average Net Press Run		13,938
B. Office / File		266
C. Controlled Distribution		
1. Home Delivery		0
2. Controlled Bulk Delivery / Demand Distribution		475
3. Mail		12,945
4. Restock & Office Service		252
5. Other:		0
TOTAL AVERAGE CONTROLLED DISTRIBUTION		13,672
D. Paid Distribution		
1. Home Delivery		0
2. Single Copy		0
3. Mail		0
4. Restock & Office Service		0
5. Other:		0
TOTAL AVERAGE PAID DISTRIBUTION		0
E. Sponsored / Voluntary Paid Distribution		
1. Home Delivery		0
2. Single Copy		0
3. Mail		0
4. Restock & Office Service		0
5. Other:		0
TOTAL AVERAGE SPONSORED DISTRIBUTION		0
F. Average Gross Distribution		13,672
G. Unclaimed / Returns		(0)*
<b>H. Average Net Circulation</b>		<b>13,672</b>





**5N. Audited Circulation, Distribution and Net Press Averages - Print Edition**

CVC Account Number: 13-0065		Quarryville Advertiser Mount Joy, PA
<b>Audit Period Summary</b>		
<b>Average Net Circulation</b>	<b>(5-H)</b>	<b>11,907</b>
Average Gross Distribution	(5-F)	11,907
Average Net Press Run	(5-A)	12,156
<b>Audit Period Detail</b>		
A. Average Net Press Run		12,156
B. Office / File		249
C. Controlled Distribution		
1. Home Delivery		0
2. Controlled Bulk Delivery / Demand Distribution		191
3. Mail		11,523
4. Restock & Office Service		193
5. Other:		0
<b>TOTAL AVERAGE CONTROLLED DISTRIBUTION</b>		<b>11,907</b>
D. Paid Distribution		
1. Home Delivery		0
2. Single Copy		0
3. Mail		0
4. Restock & Office Service		0
5. Other:		0
<b>TOTAL AVERAGE PAID DISTRIBUTION</b>		<b>0</b>
E. Sponsored / Voluntary Paid Distribution		
1. Home Delivery		0
2. Single Copy		0
3. Mail		0
4. Restock & Office Service		0
5. Other:		0
<b>TOTAL AVERAGE SPONSORED DISTRIBUTION</b>		<b>0</b>
F. Average Gross Distribution		11,907
G. Unclaimed / Returns		(0)*
<b>H. Average Net Circulation</b>		<b>11,907</b>



www.cvcaudit.com



**50. Audited Circulation, Distribution and Net Press Averages - Print Edition**

CVC Account Number: 13-0473		West Chester Community Courier Mount Joy, PA
<b>Audit Period Summary</b>		
<b>Average Net Circulation</b>	<b>(5-H)</b>	<b>19,864</b>
Average Gross Distribution	(5-F)	19,864
Average Net Press Run	(5-A)	19,920
<b>Audit Period Detail</b>		
A. Average Net Press Run		19,920
B. Office / File		56
C. Controlled Distribution		
1. Home Delivery		0
2. Controlled Bulk Delivery / Demand Distribution		220
3. Mail		0
4. Restock & Office Service		0
5. Other: USPS – Rotational Mail		19,644
<b>TOTAL AVERAGE CONTROLLED DISTRIBUTION</b>		<b>19,864</b>
D. Paid Distribution		
1. Home Delivery		0
2. Single Copy		0
3. Mail		0
4. Restock & Office Service		0
5. Other:		0
<b>TOTAL AVERAGE PAID DISTRIBUTION</b>		<b>0</b>
E. Sponsored / Voluntary Paid Distribution		
1. Home Delivery		0
2. Single Copy		0
3. Mail		0
4. Restock & Office Service		0
5. Other:		0
<b>TOTAL AVERAGE SPONSORED DISTRIBUTION</b>		<b>0</b>
F. Average Gross Distribution		19,864
G. Unclaimed / Returns		(0)*
<b>H. Average Net Circulation</b>		<b>19,864</b>





**5P. Audited Circulation, Distribution and Net Press Averages - Print Edition**

CVC Account Number: 13-0068		Willow Street Strasburg Advertiser Mount Joy, PA
<b>Audit Period Summary</b>		
<b>Average Net Circulation</b>	<b>(5-H)</b>	<b>10,748</b>
Average Gross Distribution	(5-F)	10,748
Average Net Press Run	(5-A)	10,889
<b>Audit Period Detail</b>		
A. Average Net Press Run		10,889
B. Office / File		141
C. Controlled Distribution		
1. Home Delivery		0
2. Controlled Bulk Delivery / Demand Distribution		390
3. Mail		10,208
4. Restock & Office Service		150
5. Other:		0
<b>TOTAL AVERAGE CONTROLLED DISTRIBUTION</b>		<b>10,748</b>
D. Paid Distribution		
1. Home Delivery		0
2. Single Copy		0
3. Mail		0
4. Restock & Office Service		0
5. Other:		0
<b>TOTAL AVERAGE PAID DISTRIBUTION</b>		<b>0</b>
E. Sponsored / Voluntary Paid Distribution		
1. Home Delivery		0
2. Single Copy		0
3. Mail		0
4. Restock & Office Service		0
5. Other:		0
<b>TOTAL AVERAGE SPONSORED DISTRIBUTION</b>		<b>0</b>
F. Average Gross Distribution		10,748
G. Unclaimed / Returns		(0)*
<b>H. Average Net Circulation</b>		<b>10,748</b>



www.cvcaudit.com

**5Q. Audited Circulation, Distribution and Net Press Averages - Print Edition**

CVC Account Number: 13-0051		York Community Courier East Edition Mount Joy, PA
<b>Audit Period Summary</b>		
<b>Average Net Circulation</b>	<b>(5-H)</b>	<b>40,016</b>
Average Gross Distribution	(5-F)	40,016
Average Net Press Run	(5-A)	40,367
<b>Audit Period Detail</b>		
A. Average Net Press Run		40,367
B. Office / File		351
C. Controlled Distribution		
1. Home Delivery		0
2. Controlled Bulk Delivery / Demand Distribution		0
3. Mail		25,993
4. Restock & Office Service		228
5. Other: USPS – Rotational Mail		13,795
<b>TOTAL AVERAGE CONTROLLED DISTRIBUTION</b>		<b>40,016</b>
D. Paid Distribution		
1. Home Delivery		0
2. Single Copy		0
3. Mail		0
4. Restock & Office Service		0
5. Other:		0
<b>TOTAL AVERAGE PAID DISTRIBUTION</b>		<b>0</b>
E. Sponsored / Voluntary Paid Distribution		
1. Home Delivery		0
2. Single Copy		0
3. Mail		0
4. Restock & Office Service		0
5. Other:		0
<b>TOTAL AVERAGE SPONSORED DISTRIBUTION</b>		<b>0</b>
F. Average Gross Distribution		40,016
G. Unclaimed / Returns		(0)*
<b>H. Average Net Circulation</b>		<b>40,016</b>





**5R. Audited Circulation, Distribution and Net Press Averages - Print Edition**

CVC Account Number: 13-0066		York Community Courier South Edition Mount Joy, PA
<b>Audit Period Summary</b>		
<b>Average Net Circulation</b>	<b>(5-H)</b>	<b>27,388</b>
Average Gross Distribution	(5-F)	27,388
Average Net Press Run	(5-A)	27,942
<b>Audit Period Detail</b>		
A. Average Net Press Run		27,942
B. Office / File		554
C. Controlled Distribution		
1. Home Delivery		0
2. Controlled Bulk Delivery / Demand Distribution		0
3. Mail		27,202
4. Restock & Office Service		186
5. Other:		0
<b>TOTAL AVERAGE CONTROLLED DISTRIBUTION</b>		<b>27,388</b>
D. Paid Distribution		
1. Home Delivery		0
2. Single Copy		0
3. Mail		0
4. Restock & Office Service		0
5. Other:		0
<b>TOTAL AVERAGE PAID DISTRIBUTION</b>		<b>0</b>
E. Sponsored / Voluntary Paid Distribution		
1. Home Delivery		0
2. Single Copy		0
3. Mail		0
4. Restock & Office Service		0
5. Other:		0
<b>TOTAL AVERAGE SPONSORED DISTRIBUTION</b>		<b>0</b>
F. Average Gross Distribution		27,388
G. Unclaimed / Returns		(0)*
<b>H. Average Net Circulation</b>		<b>27,388</b>



www.cvcaudit.com



**5S. Audited Circulation, Distribution and Net Press Averages - Print Edition**

CVC Account Number: 13-0067		York Community Courier West Edition Mount Joy, PA
<b>Audit Period Summary</b>		
<b>Average Net Circulation</b>	<b>(5-H)</b>	<b>38,582</b>
Average Gross Distribution	(5-F)	38,582
Average Net Press Run	(5-A)	38,845
<b>Audit Period Detail</b>		
A. Average Net Press Run		38,845
B. Office / File		263
C. Controlled Distribution		
1. Home Delivery		0
2. Controlled Bulk Delivery / Demand Distribution		14
3. Mail		25,314
4. Restock & Office Service		270
5. Other: USPS – Rotational Mail		12,984
<b>TOTAL AVERAGE CONTROLLED DISTRIBUTION</b>		<b>38,582</b>
D. Paid Distribution		
1. Home Delivery		0
2. Single Copy		0
3. Mail		0
4. Restock & Office Service		0
5. Other:		0
<b>TOTAL AVERAGE PAID DISTRIBUTION</b>		<b>0</b>
E. Sponsored / Voluntary Paid Distribution		
1. Home Delivery		0
2. Single Copy		0
3. Mail		0
4. Restock & Office Service		0
5. Other:		0
<b>TOTAL AVERAGE SPONSORED DISTRIBUTION</b>		<b>0</b>
F. Average Gross Distribution		38,582
G. Unclaimed / Returns		(0)*
<b>H. Average Net Circulation</b>		<b>38,582</b>

**6A. Audited Average Website Reporting - www.engleonline.com**

	Monthly Audit Period Average
Website Unique Visitors	Not Reported
Website Page Views	Not Reported
Average Time Spent on Website	Not Reported

**6B. Audited Online Edition Reporting**

	Monthly Audit Period Average
Unique Digital Edition Visitors	Not Applicable
Digital Edition Page Views	Not Applicable

## 7. Explanatory

### PARAGRAPH FIVE AUDIT PERIOD SUMMARY

AVERAGE NET CIRCULATION: See audit period detail (H).

AVERAGE GROSS DISTRIBUTION: See audit period detail (F).

NET PRESS RUN: See audit period detail (A).

### AUDIT PERIOD DETAIL

- A. 1. NET PRESS RUN: Average net press run during the audit period indicated. The net press run average does not include press waste, or start-up copies.
- B. 1. OFFICE / FILE: Undistributed editions maintained by the publisher for office purposes. Office / File editions do not qualify as controlled, paid, or sponsored distribution.
- C. CONTROLLED DISTRIBUTION (NON-PAID): Editions distributed by the publisher free of charge.
1. CARRIER DELIVERY: Editions delivered by private carrier to single family residences, and/or multi-family residences, and/or businesses.
2. CONTROLLED BULK / DEMAND DISTRIBUTION: Editions distributed to newsracks, newsstands, and/or area retail businesses and available to individual readers. Subject to paragraph 5E returns.
3. MAIL: Editions delivered by United States Postal Service mail to single family residences, and/or multi-family residences, and/or businesses, and/or Post Office Boxes.
4. RESTOCK / OFFICE SERVICE: Editions maintained and distributed by the publisher for restock of newsracks, newsstands, area retail businesses, office deliveries, and advertising purposes during the edition cycle. Subject to paragraph 5E returns.
5. OTHER: Editions delivered by United States Postal Service mail to single family residences, and/or multi-family residences, and/or businesses on a rotational basis. See paragraphs 5O, 5Q, 5S, 9O, 9Q, 9S, 10O, 10Q and 10S for additional detail.\*\*
- D. PAID DISTRIBUTION: Editions distributed by the publisher through paid subscription or other monetary exchange with individual readers.
1. CARRIER DELIVERY: Editions distributed by private carrier to paid subscribers in single family residences, and/or multi-family residences, and/or businesses.
2. SINGLE COPY: Editions distributed to newsracks, newsstands, and/or area retail businesses and available to individual readers. Subject to paragraph 5E returns.
3. MAIL: Editions delivered by United States Postal Service mail to paid subscribers in single family residences, and/or multi-family residences, and/or businesses, and/or Post Office Boxes.
4. RESTOCK / OFFICE SERVICE: Editions maintained and distributed by the publisher for restock of newsracks, newsstands, area retail businesses, office deliveries, and advertising purposes during the edition cycle. Subject to paragraph 5E returns.
- E. SPONSORED / VOLUNTARY PAID DISTRIBUTION: Editions distributed by the publisher that are sponsored by a third party monetary exchange.
1. CARRIER DELIVERY: Editions delivered by private carrier to sponsored subscribers in single family residences, and/or multi-family residences, and/or businesses.
2. SINGLE COPY: Editions distributed to newsracks, newsstands, and/or area retail businesses and available to individual readers on a voluntary pay basis. Subject to paragraph 5E returns.
3. MAIL: Editions delivered by United States Postal Service mail to sponsored subscribers in single family residences, and/or multi-family residences, and/or businesses, and/or Post Office Boxes.
- F. 1. AVERAGE GROSS DISTRIBUTION: Average gross distribution for the audit period indicated. (Total of controlled distribution (A), paid distribution (B), and sponsored distribution (C)).
- G. 1. UNCLAIMED / RETURNS: Distributed editions returned to the publisher unsold and/or unclaimed during the edition cycle \*(See paragraph 12 for CVC return/unclaimed confirmation.)
- H. 1. AVERAGE NET CIRCULATION: Average net circulation for the audit period indicated. (Total of controlled distribution (C), paid distribution (D), and sponsored distribution (E) minus unclaimed / return (G)).

### PARAGRAPH SIX (A)

UNIQUE VISITORS: A unique visitor to a website where the user registers or where the user is identified or marked by a cookie, IP address, or other ID that is attached to the browser within the defined cycle. Limitations apply to the measurement of unique visitors. Please see CVC Rules & Regulations for further information.

PAGE VIEWS: The transmittal of a full page contained within the website to the user's browser.

TIME SPENT: The average amount of time spent on a website during a single visit, expressed in HH:MM:SS

### PARAGRAPH SIX (B)

UNIQUE DIGITAL EDITION VISITORS: Unique visitors to a digital edition publication where the user registers or where the user is identified or marked by a cookie, IP address, or other ID, within a defined time period (i.e. day, week or month).

A unique visitor counts once within the timescale. A visitor can make multiple visits. Limitations apply to the measurement of unique visitors. Please see CVC Rules & Regulations for further information.

DIGITAL EDITION PAGE VIEWS: Requests for files whose types are defined as pages; transmittals of full pages contained within the digital edition publication to the user's browser. Several page views are expected to be logged per Visit/Session.

**8. Average Print Circulation History**

YEAR	AUDIT SOURCE	Q1	Q2	Q3	Q4
01/01/11-12/31/11	CVC	428,007	428,033	426,958	-
01/01/10-12/31/10	CVC	405,044	427,263	427,497	427,678
01/01/09-12/31/09	CVC	517,585	517,655	501,381	485,107
01/01/08-12/31/08	CVC	504,019	508,057	514,336	517,590
01/01/07-12/31/07	CVC	501,983	503,038	505,035	505,339
01/01/06-12/31/06	CVC	496,978	497,483	497,745	501,841
01/01/05-12/31/05	CVC	488,653	491,239	493,778	494,559
01/01/04-12/31/04	CVC	484,776	486,431	488,550	489,619
01/01/03-12/31/03	CVC	474,919	477,564	480,243	484,709
01/01/02-12/31/02	CVC	-	-	-	-
07/01/01-12/31/01	CVC	-	-	-	-

**9A. Distribution by Zip Code (9/28/2011 Edition) Columbia / Wrightsville Merchandiser**

ZIP CODE	CITY / AREA	COUNTY	HOME DELIVERY	CONTROLLED BULK	MAIL	OFFICE / RESTOCK	TOTAL
17312	Cralely	York	0	0	147	0	147
17317	East Prospect	York	0	0	320	0	320
17368	Wrightsville	York	0	0	3,243	0	3,243
17406	Hellam	York	0	0	3,248	0	3,248
17512	Columbia	Lancaster	0	0	7,629	0	7,629
Misc.	Assorted	Assorted	0	225	5	245	475
<b>TOTAL</b>			<b>0</b>	<b>225</b>	<b>14,592</b>	<b>245</b>	<b>15,062</b>

**9B. Distribution by Zip Code (9/28/2011 Edition) Conestoga Valley / Pequea Valley Penny Saver**

ZIP CODE	CITY / AREA	COUNTY	HOME DELIVERY	CONTROLLED BULK	MAIL	OFFICE / RESTOCK	TOTAL
17501	Akron	Lancaster	0	0	1,871	0	1,871
17505	Bird in Hand	Lancaster	0	0	634	0	634
17508	Brownstown	Lancaster	0	0	670	0	670
17522	Ephrata	Lancaster	0	0	1,029	0	1,029
17529	Gordonville	Lancaster	0	0	1,214	0	1,214
17534	Intercourse	Lancaster	0	0	345	0	345
17535	Kinzers	Lancaster	0	0	721	0	721
17540	Leola	Lancaster	0	0	3,555	0	3,555
17555	Narvon	Lancaster	0	0	773	0	773
17557	New Holland	Lancaster	0	0	280	0	280
17562	Paradise	Lancaster	0	0	1,434	0	1,434
17572	Ronks	Lancaster	0	0	1,357	0	1,357
17576	Smoketown	Lancaster	0	0	237	0	237
17580	Talmage	Lancaster	0	0	101	0	101
17585	Witmer	Lancaster	0	0	61	0	61
17601	Lancaster	Lancaster	0	0	1,881	0	1,881
17602	Lancaster	Lancaster	0	0	4,690	0	4,690
Misc.	Assorted	Assorted	0	175	8	260	443
<b>TOTAL</b>			<b>0</b>	<b>175</b>	<b>20,861</b>	<b>260</b>	<b>21,296</b>





**9C. Distribution by Zip Code (9/28/2011 Edition) Downingtown / Exton / Phoenixville Community Courier**

ZIP CODE	CITY / AREA	COUNTY	HOME DELIVERY	CONTROLLED BULK	MAIL	OFFICE / RESTOCK	TOTAL
19316	Brandamore	Chester	0	0	300	0	300
19320	Coatesville	Chester	0	0	12,400	0	12,400
19335	Downingtown	Chester	0	0	18,536	0	18,536
19341	Exton	Chester	0	0	7,616	0	7,616
19343	Glenmoore	Chester	0	0	2,986	0	2,986
19353	Lionville	Chester	0	0	195	0	195
19354	Lyndell	Chester	0	0	105	0	105
19358	Modena	Chester	0	0	220	0	220
19367	Pomeroy	Chester	0	0	200	0	200
19369	Sadsburyville	Chester	0	0	280	0	280
19372	Thorndale	Chester	0	0	1,515	0	1,515
19376	Wagontown	Chester	0	0	275	0	275
19425	Chester Springs	Chester	0	0	5,037	0	5,037
19442	Kimberton	Chester	0	0	650	0	650
19460	Phoenixville	Chester	0	0	155	0	155
19480	Uwchland	Chester	0	0	225	0	225
Misc.	Assorted	Assorted	0	0	11	130	141
<b>TOTAL</b>			<b>0</b>	<b>0</b>	<b>50,706</b>	<b>130</b>	<b>50,836</b>

**9D. Distribution by Zip Code (9/28/2011 Edition) Elizabethtown / Mount Joy Merchandiser**

ZIP CODE	CITY / AREA	COUNTY	HOME DELIVERY	CONTROLLED BULK	MAIL	OFFICE / RESTOCK	TOTAL
17022	Elizabethtown	Lancaster	9,870	0	0	0	9,870
17041	Lawn	Lebanon	0	0	67	0	67
17502	Bainbridge	Lancaster	900	0	0	0	900
17512	Columbia	Lancaster	265	0	0	0	265
17547	Marietta	Lancaster	2,255	0	0	0	2,255
17550	Maytown	Lancaster	410	0	0	0	410
17552	Mount Joy	Lancaster	6,195	0	0	0	6,195
17570	Rheems	Lancaster	225	0	0	0	225
Misc.	Assorted	Assorted	0	0	26	865	891
<b>TOTAL</b>			<b>20,120</b>	<b>0</b>	<b>93</b>	<b>865</b>	<b>21,078</b>

**9E. Distribution by Zip Code (9/28/2011 Edition) Gap / Oxford Community Courier**

ZIP CODE	CITY / AREA	COUNTY	HOME DELIVERY	CONTROLLED BULK	MAIL	OFFICE / RESTOCK	TOTAL
17509	Christiana	Lancaster	0	0	1,513	0	1,513
17527	Gap	Lancaster	0	0	2,333	0	2,333
19310	Atglen	Chester	0	0	1,047	0	1,047
19330	Cochranville	Chester	0	0	1,944	0	1,944
19352	Lincoln University	Chester	0	0	2,410	0	2,410
19362	Nottingham	Chester	0	0	2,350	0	2,350
19363	Oxford	Chester	0	0	5,994	0	5,994
19365	Parquesburg	Chester	0	0	2,966	0	2,966
19390	West Grove	Chester	0	0	4,889	0	4,889
Misc.	Assorted	Assorted	0	0	28	245	273
<b>TOTAL</b>			<b>0</b>	<b>0</b>	<b>25,474</b>	<b>245</b>	<b>25,719</b>



**9F. Distribution by Zip Code (9/28/2011 Edition) Hempfield / Mountville Merchandiser**

ZIP CODE	CITY / AREA	COUNTY	HOME DELIVERY	CONTROLLED BULK	MAIL	OFFICE / RESTOCK	TOTAL
17520	East Petersburg	Lancaster	0	0	2,191	0	2,191
17538	Landisville	Lancaster	0	0	2,513	0	2,513
17554	Mountville	Lancaster	0	0	3,163	0	3,163
17575	Silver Spring	Lancaster	0	0	200	0	200
17601	Lancaster	Lancaster	0	0	6,682	0	6,682
17603	Lancaster	Lancaster	0	0	3,777	0	3,777
17607	Lancaster	Lancaster	0	0	150	0	150
Misc.	Assorted	Assorted	515	0	10	220	745
<b>TOTAL</b>			<b>515</b>	<b>0</b>	<b>18,686</b>	<b>220</b>	<b>19,421</b>

**9G. Distribution by Zip Code (9/28/2011 Edition) Hershey / Hummelstown / Palmyra Community Courier**

ZIP CODE	CITY / AREA	COUNTY	HOME DELIVERY	CONTROLLED BULK	MAIL	OFFICE / RESTOCK	TOTAL
17003	Annville	Lebanon	0	0	450	0	450
17010	Campbelltown	Lebanon	0	0	360	0	360
17033	Hershey	Dauphin	0	0	6,997	0	6,997
17036	Hummelstown	Dauphin	0	0	8,998	0	8,998
17078	Palmyra	Lebanon	0	0	8,369	0	8,369
Misc.	Assorted	Assorted	0	0	17	505	522
<b>TOTAL</b>			<b>0</b>	<b>0</b>	<b>25,191</b>	<b>505</b>	<b>25,696</b>

**9H. Distribution by Zip Code (9/28/2011 Edition) Manheim / Lititz Merchandiser**

ZIP CODE	CITY / AREA	COUNTY	HOME DELIVERY	CONTROLLED BULK	MAIL	OFFICE / RESTOCK	TOTAL
17521	Elm	Lancaster	0	0	50	0	50
17543	Lititz	Lancaster	0	0	12,559	0	12,559
17545	Manheim	Lancaster	0	0	8,484	0	8,484
17564	Penryn	Lancaster	0	0	70	0	70
Misc.	Assorted	Assorted	0	0	26	340	366
<b>TOTAL</b>			<b>0</b>	<b>0</b>	<b>21,189</b>	<b>340</b>	<b>21,529</b>

**9I. Distribution by Zip Code (9/28/2011 Edition) Manheim Township Merchandiser**

ZIP CODE	CITY / AREA	COUNTY	HOME DELIVERY	CONTROLLED BULK	MAIL	OFFICE / RESTOCK	TOTAL
17543	Lititz	Lancaster	0	0	2,670	0	2,670
17601	Lancaster	Lancaster	0	0	11,222	0	11,222
17606	Lancaster	Lancaster	0	0	275	0	275
Misc.	Assorted	Assorted	0	350	5	270	625
<b>TOTAL</b>			<b>0</b>	<b>350</b>	<b>14,172</b>	<b>270</b>	<b>14,792</b>

**9J. Distribution by Zip Code (9/28/2011 Edition) Middletown Shopper**

ZIP CODE	CITY / AREA	COUNTY	HOME DELIVERY	CONTROLLED BULK	MAIL	OFFICE / RESTOCK	TOTAL
17057	Middletown	Dauphin	0	0	10,105	0	10,105
Misc.	Assorted	Assorted	0	0	2	155	157
<b>TOTAL</b>			<b>0</b>	<b>0</b>	<b>10,107</b>	<b>155</b>	<b>10,262</b>



**9K. Distribution by Zip Code (9/28/2011 Edition) Millersville Advertiser**

ZIP CODE	CITY / AREA	COUNTY	HOME DELIVERY	CONTROLLED BULK	MAIL	OFFICE / RESTOCK	TOTAL
17504	Bausman	Lancaster	0	0	260	0	260
17516	Conestoga	Lancaster	0	0	1,766	0	1,766
17551	Millersville	Lancaster	0	0	3,696	0	3,696
17582	Washington Boro	Lancaster	0	0	804	0	804
17603	Lancaster	Lancaster	0	0	12,452	0	12,452
Misc.	Assorted	Assorted	0	135	4	170	309
<b>TOTAL</b>			<b>0</b>	<b>135</b>	<b>18,982</b>	<b>170</b>	<b>19,287</b>

**9L. Distribution by Zip Code (9/28/2011 Edition) Morgantown / Honey Brook Community Courier**

ZIP CODE	CITY / AREA	COUNTY	HOME DELIVERY	CONTROLLED BULK	MAIL	OFFICE / RESTOCK	TOTAL
19344	Honey Brook	Chester	0	0	4,392	0	4,392
19371	Suplee	Chester	0	0	55	0	55
19508	Birdsboro	Berks	0	0	5,906	0	5,906
19520	Elverson	Chester	0	0	2,518	0	2,518
19523	Geigertown	Berks	0	0	175	0	175
19543	Morgantown	Berks	0	0	2,183	0	2,183
Misc.	Assorted	Assorted	0	0	3	245	248
<b>TOTAL</b>			<b>0</b>	<b>0</b>	<b>15,232</b>	<b>245</b>	<b>15,477</b>

**9M. Distribution by Zip Code (9/28/2011 Edition) New Holland Pennysaver**

ZIP CODE	CITY / AREA	COUNTY	HOME DELIVERY	CONTROLLED BULK	MAIL	OFFICE / RESTOCK	TOTAL
17506	Blue Ball	Lancaster	0	0	330	0	330
17507	Bowmansville	Lancaster	0	0	309	0	309
17517	Denver	Lancaster	0	0	1,206	0	1,206
17517	Fivepointville	Lancaster	0	0	603	0	603
17519	East Earl	Lancaster	0	0	1,676	0	1,676
17522	Ephrata	Lancaster	0	0	501	0	501
17528	Goodville	Lancaster	0	0	106	0	106
17549	Martindale	Lancaster	0	0	34	0	34
17555	Churchtown	Lancaster	0	0	553	0	553
17555	Narvon	Lancaster	0	0	830	0	830
17557	New Holland	Lancaster	0	0	4,875	0	4,875
17581	Terre Hill	Lancaster	0	0	586	0	586
19501	Adamstown	Lancaster	0	0	670	0	670
Misc.	Assorted	Assorted	0	475	12	285	772
<b>TOTAL</b>			<b>0</b>	<b>475</b>	<b>12,291</b>	<b>285</b>	<b>13,051</b>

**9N. Distribution by Zip Code (9/28/2011 Edition) Quarryville Advertiser**

ZIP CODE	CITY / AREA	COUNTY	HOME DELIVERY	CONTROLLED BULK	MAIL	OFFICE / RESTOCK	TOTAL
17503	Bart	Lancaster	0	0	98	0	98
17518	Drumore	Lancaster	0	0	396	0	396
17532	Holtwood	Lancaster	0	0	1,277	0	1,277
17536	Kirkwood	Lancaster	0	0	930	0	930
17560	New Providence	Lancaster	0	0	1,914	0	1,914
17563	Peach Bottom	Lancaster	0	0	1,433	0	1,433
17565	Pequea	Lancaster	0	0	1,010	0	1,010
17566	Quarryville	Lancaster	0	0	4,236	0	4,236
Misc.	Assorted	Assorted	0	175	12	215	402
<b>TOTAL</b>			<b>0</b>	<b>175</b>	<b>11,306</b>	<b>215</b>	<b>11,696</b>

**9O. Distribution by Zip Code (9/28/2011 Edition) West Chester Community Courier \*\***

ZIP CODE	CITY / AREA	COUNTY	HOME DELIVERY	CONTROLLED BULK	MAIL	OFFICE / RESTOCK	TOTAL
19380	West Chester (Week A)	Chester	0	0	19,668	0	19,668
19382	West Chester (Week B)	Chester	0	0	19,558	0	19,558
Misc.	Assorted	Assorted	0	220	1	0	221
<b>TOTAL</b>	<b>Weekly Avg.</b>		<b>0</b>	<b>220</b>	<b>19,614</b>	<b>0</b>	<b>19,834</b>

**9P. Distribution by Zip Code (9/28/2011 Edition) Willow Street Strasburg Advertiser**

ZIP CODE	CITY / AREA	COUNTY	HOME DELIVERY	CONTROLLED BULK	MAIL	OFFICE / RESTOCK	TOTAL
17537	Lampeter	Lancaster	0	0	182	0	182
17568	Refton	Lancaster	0	0	75	0	75
17579	Strasburg	Lancaster	0	0	4,026	0	4,026
17583	West Willow	Lancaster	0	0	85	0	85
17584	Willow Street	Lancaster	0	0	3,443	0	3,443
17602	Lancaster	Lancaster	0	0	2,479	0	2,479
Misc.	Assorted	Assorted	0	390	5	145	540
<b>TOTAL</b>			<b>0</b>	<b>390</b>	<b>10,295</b>	<b>145</b>	<b>10,830</b>

**9Q. Distribution by Zip Code (9/28/2011 Edition) York Community Courier East Edition \*\***

ZIP CODE	CITY / AREA	COUNTY	HOME DELIVERY	CONTROLLED BULK	MAIL	OFFICE / RESTOCK	TOTAL
17313	Dallastown	York	0	0	4,611	0	4,611
17356	Freysville	York	0	0	9,255	0	9,255
17366	Windsor	York	0	0	2,258	0	2,258
17401	York	York	0	0	1,210	0	1,210
17402	York	York	0	0	10,282	0	10,282
17403	York	York	0	0	7,733	0	7,733
17406	York	York	0	0	4,604	0	4,604
Misc.	Assorted	Assorted	0	0	1	225	226
<b>TOTAL</b>			<b>0</b>	<b>0</b>	<b>39,954</b>	<b>225</b>	<b>40,179</b>



**9R. Distribution by Zip Code (9/28/2011 Edition) York Community Courier South Edition**

ZIP CODE	CITY / AREA	COUNTY	HOME DELIVERY	CONTROLLED BULK	MAIL	OFFICE / RESTOCK	TOTAL
17302	Airville	York	0	0	1,216	0	1,216
17309	Brogue	York	0	0	867	0	867
17314	Delta	York	0	0	2,322	0	2,322
17321	Fawn Grove	York	0	0	959	0	959
17322	Felton	York	0	0	2,292	0	2,292
17327	Glen Rock	York	0	0	3,342	0	3,342
17342	Loganville	York	0	0	241	0	241
17349	New Freedom	York	0	0	3,316	0	3,316
17352	New Park	York	0	0	535	0	535
17355	Railroad	York	0	0	112	0	112
17360	Seven Valleys	York	0	0	2,140	0	2,140
17361	Shrewsbury	York	0	0	2,653	0	2,653
17363	Stewartstown	York	0	0	3,802	0	3,802
17371	York New Salem	York	0	0	260	0	260
17403	York	York	0	0	961	0	961
17407	Jacobus	York	0	0	912	0	912
21053	Freeland	Baltimore	0	0	1,190	0	1,190
21105	Maryland Line	Baltimore	0	0	110	0	110
Misc.	Assorted	Assorted	0	0	4	175	179
<b>TOTAL</b>			<b>0</b>	<b>0</b>	<b>27,234</b>	<b>175</b>	<b>27,409</b>

**9S. Distribution by Zip Code (9/28/2011 Edition) York Community Courier West Edition \*\***

ZIP CODE	CITY / AREA	COUNTY	HOME DELIVERY	CONTROLLED BULK	MAIL	OFFICE / RESTOCK	TOTAL
17315	Dover	York	0	0	9,999	0	9,999
17318	Emigsville	York	0	0	430	0	430
17345	Manchester	York	0	0	2,568	0	2,568
17347	Mount Wolf	York	0	0	2,475	0	2,475
17358	Rossville	York	0	0	50	0	50
17365	Wellsville	York	0	0	1,128	0	1,128
17370	York Haven	York	0	0	2,332	0	2,332
17401	York	York	0	0	3,680	0	3,680
17404	York	York	0	0	8,983	0	8,983
17408	York	York	0	0	6,524	0	6,524
Misc.	Assorted	Assorted	0	125	2	270	397
<b>TOTAL</b>			<b>0</b>	<b>125</b>	<b>38,171</b>	<b>270</b>	<b>38,566</b>

**10A. Distribution by County (9/28/2011 Edition) Columbia / Wrightsville Merchandiser**

COUNTY	CITY / AREA	CARRIER DELIVERY	CONTROLLED BULK	MAIL	OFFICE / RESTOCK	TOTAL
Lancaster	Columbia	0	0	7,629	0	7,629
York	Craley East Prospect Hellam Wrightsville	0	0	6,958	0	6,958
Misc.	Assorted	0	225	5	245	475
<b>TOTAL</b>		<b>0</b>	<b>225</b>	<b>14,592</b>	<b>245</b>	<b>15,062</b>

**10B. Distribution by County (9/28/2011 Edition) Conestoga Valley / Pequea Valley Penny Saver**

COUNTY	CITY / AREA	CARRIER DELIVERY	CONTROLLED BULK	MAIL	OFFICE / RESTOCK	TOTAL
Lancaster	Akron Bird in Hand Brownstown Ephrata Gordonville Intercourse Kinzers Lancaster Leola Narvon New Holland Paradise Ronks Smoketown Talmage Witmer	0	0	20,853	0	20,853
Misc.	Assorted	0	175	8	260	443
<b>TOTAL</b>		<b>0</b>	<b>175</b>	<b>20,861</b>	<b>260</b>	<b>21,296</b>

**10C. Distribution by County (9/28/2011 Edition) Downingtown / Exton / Phoenixville Community Courier**

COUNTY	CITY / AREA	CARRIER DELIVERY	CONTROLLED BULK	MAIL	OFFICE / RESTOCK	TOTAL
Chester	Brandamore Chester Springs Coatesville Downingtown Exton Glenmoore Kimberton Lionville Lyndell Modena Phoenixville Pomeroy Sadsburyville Thorndale Uwchland Wagontown	0	0	50,695	0	50,695
Misc.	Assorted	0	0	11	130	141
<b>TOTAL</b>		<b>0</b>	<b>0</b>	<b>50,706</b>	<b>130</b>	<b>50,836</b>

**10D. Distribution by County (9/28/2011 Edition) Elizabethtown / Mount Joy Merchandiser**

COUNTY	CITY / AREA	CARRIER DELIVERY	CONTROLLED BULK	MAIL	OFFICE / RESTOCK	TOTAL
Lancaster	Bainbridge Columbia Elizabethtown Marietta Maytown Mount Joy Rheems	20,120	0	0	0	20,120
Lebanon	Lawn	0	0	67	0	67
Misc.	Assorted	0	0	26	865	891
<b>TOTAL</b>		<b>20,120</b>	<b>0</b>	<b>93</b>	<b>865</b>	<b>21,078</b>



**10E. Distribution by County (9/28/2011 Edition) Gap / Oxford Community Courier**

COUNTY	CITY / AREA	CARRIER DELIVERY	CONTROLLED BULK	MAIL	OFFICE / RESTOCK	TOTAL
Chester	Atglen Cochranville Lincoln University Nottingham Oxford Parkeburg West Grove	0	0	21,600	0	21,600
Lancaster	Christiana Gap	0	0	3,846	0	3,846
Misc.	Assorted	0	0	28	245	273
<b>TOTAL</b>		<b>0</b>	<b>0</b>	<b>25,474</b>	<b>245</b>	<b>25,719</b>

**10F. Distribution by County (9/28/2011 Edition) Hempfield / Mountville Merchandiser**

COUNTY	CITY / AREA	CARRIER DELIVERY	CONTROLLED BULK	MAIL	OFFICE / RESTOCK	TOTAL
Lancaster	East Petersburg Lancaster Landisville Mountville Silver Spring	0	0	18,676	0	18,676
Misc.	Assorted	515	0	10	220	745
<b>TOTAL</b>		<b>515</b>	<b>0</b>	<b>18,686</b>	<b>220</b>	<b>19,421</b>

**10G. Distribution by County (9/28/2011 Edition) Hershey / Hummelstown / Palmyra Community Courier**

COUNTY	CITY / AREA	CARRIER DELIVERY	CONTROLLED BULK	MAIL	OFFICE / RESTOCK	TOTAL
Dauphin	Hershey Hummelstown	0	0	15,995	0	15,995
Lebanon	Annville Campbelltown Palmyra	0	0	9,179	0	9,179
Misc.	Assorted	0	0	17	505	522
<b>TOTAL</b>		<b>0</b>	<b>0</b>	<b>25,191</b>	<b>505</b>	<b>25,696</b>

**10H. Distribution by County (9/28/2011 Edition) Manheim / Lititz Merchandiser**

COUNTY	CITY / AREA	CARRIER DELIVERY	CONTROLLED BULK	MAIL	OFFICE / RESTOCK	TOTAL
Lancaster	Elm Lititz Manheim Penryn	0	0	21,163	0	21,163
Misc.	Assorted	0	0	26	340	366
<b>TOTAL</b>		<b>0</b>	<b>0</b>	<b>21,189</b>	<b>340</b>	<b>21,529</b>

**10I. Distribution by County (9/28/2011 Edition) Manheim Township Merchandiser**

COUNTY	CITY / AREA	CARRIER DELIVERY	CONTROLLED BULK	MAIL	OFFICE / RESTOCK	TOTAL
Lancaster	Lititz Lancaster	0	0	14,167	0	14,167
Misc.	Assorted	0	350	5	270	625
<b>TOTAL</b>		<b>0</b>	<b>350</b>	<b>14,172</b>	<b>270</b>	<b>14,792</b>

**10J. Distribution by County (9/28/2011 Edition) Middletown Shopper**

COUNTY	CITY / AREA	CARRIER DELIVERY	CONTROLLED BULK	MAIL	OFFICE / RESTOCK	TOTAL
Dauphin	Middletown	0	0	10,105	0	10,105
Misc.	Assorted	0	0	2	155	157
TOTAL		0	0	10,107	155	10,262

**10K. Distribution by County (9/28/2011 Edition) Millersville Advertiser**

COUNTY	CITY / AREA	CARRIER DELIVERY	CONTROLLED BULK	MAIL	OFFICE / RESTOCK	TOTAL
Lancaster	Bausman Conestoga Lancaster Millersville Washington Boro	0	0	18,978	0	18,978
Misc.	Assorted	0	135	4	170	309
TOTAL		0	135	18,982	170	19,287

**10L. Distribution by County (9/28/2011 Edition) Morgantown / Honey Brook Community Courier**

COUNTY	CITY / AREA	CARRIER DELIVERY	CONTROLLED BULK	MAIL	OFFICE / RESTOCK	TOTAL
Berks	Birdsboro Geigertown Morgantown	0	0	8,264	0	8,264
Chester	Elverson Honey Brook Suplee	0	0	6,965	0	6,965
Misc.	Assorted	0	0	3	245	248
TOTAL		0	0	15,232	245	15,477

**10M. Distribution by County (9/28/2011 Edition) New Holland Pennysaver**

COUNTY	CITY / AREA	CARRIER DELIVERY	CONTROLLED BULK	MAIL	OFFICE / RESTOCK	TOTAL
Lancaster	Adamstown Blue Ball Bowmansville Churchtown Denver East Earl Ephrata Fivepointville Goodville Martindale Narvon New Holland Terre Hill	0	0	12,279	0	12,279
Misc.	Assorted	0	475	12	285	772
TOTAL		0	475	12,291	285	13,051

**10N. Distribution by County (9/28/2011 Edition) Quarryville Advertiser**

COUNTY	CITY / AREA	CARRIER DELIVERY	CONTROLLED BULK	MAIL	OFFICE / RESTOCK	TOTAL
Lancaster	Bart Drumore Holtwood Kirkwood New Providence Peach Bottom Pequea Quarryville	0	0	11,294	0	11,294
Misc.	Assorted	0	175	12	215	402
TOTAL		0	175	11,306	215	11,696





**100. Distribution by County (9/28/2011 Edition) West Chester Community Courier \*\***

COUNTY	CITY / AREA	CARRIER DELIVERY	CONTROLLED BULK	MAIL	OFFICE / RESTOCK	TOTAL
Chester	West Chester	0	0	19,613	0	19,613
Misc.	Assorted	0	220	1	0	221
<b>TOTAL</b>		<b>0</b>	<b>220</b>	<b>19,614</b>	<b>0</b>	<b>19,834</b>

**10P. Distribution by County (9/28/2011 Edition) Willow Street Strasburg Advertiser**

COUNTY	CITY / AREA	CARRIER DELIVERY	CONTROLLED BULK	MAIL	OFFICE / RESTOCK	TOTAL
Lancaster	Lampeter Lancaster Refton Strasburg West Willow Willow Street	0	0	10,290	0	10,290
Misc.	Assorted	0	390	5	145	540
<b>TOTAL</b>		<b>0</b>	<b>390</b>	<b>10,295</b>	<b>145</b>	<b>10,830</b>

**10Q. Distribution by County (9/28/2011 Edition) York Community Courier East Edition \*\***

COUNTY	CITY / AREA	CARRIER DELIVERY	CONTROLLED BULK	MAIL	OFFICE / RESTOCK	TOTAL
York	Dallastown Freysville Windsor York	0	0	39,953	0	39,953
Misc.	Assorted	0	0	1	225	226
<b>TOTAL</b>		<b>0</b>	<b>0</b>	<b>39,954</b>	<b>225</b>	<b>40,179</b>

**10R. Distribution by County (9/28/2011 Edition) York Community Courier South Edition**

COUNTY	CITY / AREA	CARRIER DELIVERY	CONTROLLED BULK	MAIL	OFFICE / RESTOCK	TOTAL
Baltimore	Freeland Maryland Line	0	0	1,300	0	1,300
York	Airville Brogue Delta Fawn Grove Felton Glen Rock Jacobus Loganville New Freedom New Park Railroad Seven Valleys Shrewsbury Stewartstown York York New Salem	0	0	25,930	0	25,930
Misc.	Assorted	0	0	4	175	179
<b>TOTAL</b>		<b>0</b>	<b>0</b>	<b>27,234</b>	<b>175</b>	<b>27,409</b>



**10S. Distribution by County (9/28/2011 Edition) York Community Courier West Edition \*\***

COUNTY	CITY / AREA	CARRIER DELIVERY	CONTROLLED BULK	MAIL	OFFICE / RESTOCK	TOTAL
York	Dover Emigsville Manchester Mount Wolf Rossville Wellsville York York Haven	0	0	38,169	0	38,169
Misc.	Assorted	0	125	2	270	397
<b>TOTAL</b>		<b>0</b>	<b>125</b>	<b>38,171</b>	<b>270</b>	<b>38,566</b>

**11. Verification of Receivership & Readership**

**Controlled Carrier Delivery and Mail Distribution**

Engle Publishing & Printing Company Inc. publications reported an average carrier delivery distribution of 21,618 during the audit period. Carrier delivery was verified through the review of carrier statements and additional publisher support documents. Engle Publishing & Printing Company Inc. publications reported an average mail distribution of 400,655 during the audit period. Mail distribution was verified through the review of USPS mail statements and additional publisher support documents. The Circulation Verification Council interviewed residents in the primary market areas indicated in paragraph nine. The purpose was to identify the number of residents who indicate they receive the publication on a regular basis, and further identify the number of residents who read or look through the publication. The interviews took place throughout the audit period between the hours of 5:30 PM-8:30 PM and 10:00 AM-2:00 PM. All respondents identified themselves as 18 or older.

1. The (appropriate Engle Publishing & Printing Company Inc. publication) is distributed regularly in your area. Do you receive the (appropriate Engle Publishing & Printing Company Inc. publication) on a regular basis?

2. (If response to #1 was YES) Do you or someone in your household regularly read or look through the (appropriate Engle Publishing & Printing Company Inc. publication)?

**CVC interviews indicate that 1,292 of 1,319 households or 98.0% indicated they receive the (appropriate Engle Publishing & Printing Company Inc. publication) on a regular basis.**

**CVC interviews indicate that 1,063 of 1,292 or 82.3% indicate they regularly read or look through the (appropriate Engle Publishing & Printing Company Inc. publication).**

\*Households reporting stop delivery requests were excluded from the survey.

The Circulation Verification Council estimates that all the information in this text box has a minimum accuracy level of +/-2.5%.





**12. Verification of Distribution**

**Controlled Bulk / Demand Distribution**

The Circulation Verification Council interviewed and/or visited controlled bulk/demand distribution locations chosen randomly from the publication's delivery list. The purpose was to identify the number of locations who indicate they receive the publication on a regular basis, and further verify the number of publications distributed at the beginning of the edition cycle, and the number of editions left unclaimed by readers at the end of the edition cycle.

**CVC interviews indicate that 100% of reported controlled bulk drop locations indicated they received the (appropriate Engle Publishing & Printing Company Inc. publication) on a regular basis.**

**CVC interviews indicate that less than 15% of the (appropriate Engle Publishing & Printing Company Inc. publication)'s controlled bulk distributed editions are returned to the publisher unclaimed after the edition cycle.**

**13. Paid Reporting Analysis**

<b>CARRIER DELIVERY</b>	Basic Rates: N/A
	AVERAGE NUMBER OF SUBSCRIPTIONS
Full Basic Rate	0
Over 75% of basic rate	0
Over 50% of basic rate	0
Under 50% of basic rate	0
<b>MAIL</b>	Basic Rates: \$36.00 - \$70.00 / 1-Year
	AVERAGE NUMBER OF SUBSCRIPTIONS
Full Basic Rate	0
Over 75% of basic rate	0
Over 50% of basic rate	0
Under 50% of basic rate	0
<b>SINGLE COPY</b>	COVER PRICE: N/A
	AVERAGE WHOLESALE RATE: N/A
<b>OTHER:</b>	

**14. Council Audit Statement**

Circulation Verification Council (CVC) reviewed the printing, distribution, circulation, and general business records of this publication for the purpose of compiling this information. The review was completed using Council audit procedures considered necessary under the circumstances of the audit in compliance with CVC Rules and Requirements. In our opinion, this report fairly and accurately represents the publication's printing, distribution, and circulation for the period indicated.



[www.cvcaudit.com](http://www.cvcaudit.com)

**The current status of this report expires March 31, 2013.**  
If this report is presented after March 31, 2013 please call the toll-free number listed below.

Engle Publishing & Printing Company Inc. - Mount Joy, PA - 13-0906 - Supplemental Readership Study

The Circulation Verification Council interviewed residents in the primary market areas indicated in publication's CVC audit report. The purpose was to identify the number of residents who indicate they receive the publication on a regular basis, identify the number of residents who read or look through the publication, and gather readership study information useful for advertising purchase decisions. Market statistics estimates appearing in CVC reports are obtained from EASI Software. The population studied consisted of adults age 18 and over, living in households within the survey area. Within this area, each household and each adult within the household had a known (or "non-zero") probability of being selected for the sample. Interviews were conducted solely with pre-designated respondents and no substitutions were permitted. The verification and readership study took place throughout the audit cycle between the hours of 5:30 PM and 8:30 PM and 10:00 AM and 2:00 PM. Initial interview attempts were spread evenly across all survey days (i.e., Tuesday through Saturday). A minimum of 250 completed interviews is required with no more than one interview per household. Interview Procedures: To ensure the highest degree of comparability and to facilitate the auditing process, a standard, consistent, specified list of interview questions was asked. Interviews were conducted by CVC with supervision, interview training, and monitoring capabilities. Interviews were conducted over a minimum period of four weeks to minimize the impact of weather and/or special events. Every effort was made to ensure that interviews were assigned randomly by day and that an approximately equal number of interviews were completed on each interviewing day. Where appropriate, data was balanced and/or weighted by ZIP code using up-to-date known demographics: gender, age, number of adults in household and ethnicity in those cases where one minority comprised no less than ten percent of the total population. Non-responses to any single question were eliminated from the survey. In all cases, at least six attempts were made to contact all pre-designated respondents. The telephone rang a minimum of six times each time a number was dialed before the attempt was classified as a "no answer." Each number was dialed at different times and, as necessary, on different days. Every effort was made to surmount language, cultural, behavioral and other barriers to a successful interview; and to the extent feasible, callbacks were scheduled on a random basis. At least one callback attempt per respondent was made on a weekend. During the interview process, no questions were asked prior to the publication readership question, with the exception of a qualifying question designed to determine the ZIP code of recipient residence; and a general warm-up call explanation designed to put the respondent at ease. Warm-up questions did not include any reference to the publication itself or the nature of the study. This study followed recommended guidelines developed in part from the Advertising Research Foundation (ARF) readership guidelines. Survey totals may not equal 100% due to rounding. The Circulation Verification Council estimates that all the information in this survey has a maximum error margin of +/-2.5 at the 95% confidence level. \*1,063 Survey respondents were interviewed during the verification of carrier delivery and mail distribution. 0 Survey respondents reported reading a minimum of two of the last four issues through single copy, controlled bulk, or pass along distribution.

- **Average readers per edition during the audit period: 1.725\***  
\*Readership estimates compiled from 2011 CVC circulation & readership study data.

1. The (appropriate Engle Publishing & Printing Company Inc. publication) is distributed regularly in your area. Does your household regularly receive the (appropriate Engle Publishing & Printing Company Inc. publication)?

YES	1,292	98.0%
NO	27	02.0%

2. Do you or someone in your household regularly read or look through the (appropriate Engle Publishing & Printing Company Inc. publication)?

YES	1,063	82.3%
NO	229	17.7%

3. Do you frequently purchase products or services from ads seen in the (appropriate Engle Publishing & Printing Company Inc. publication)?

YES	882	83.0%
NO	181	17.0%

4. How long do you keep the (appropriate Engle Publishing & Printing Company Inc. publication) before discarding it?

61%	1-2 Days
22%	3-4 Days
08%	5-6 Days
09%	1 Week or More

5. Please select the category that best describes your age.

Reader Demographics	Market Demographics
00%	05% 18 - 20
04%	07% 21 - 24
17%	16% 25 - 34
25%	20% 35 - 44
26%	20% 45 - 54
18%	15% 55 - 64
08%	08% 65 - 74
02%	09% 75 years or older



6. What category best describes your combined annual household income for last year?

Reader Demographics	Market Demographics	
09%	16%	Under \$25,000
21%	24%	\$25,001 - \$49,999
24%	21%	\$50,000 - \$74,999
24%	16%	\$75,000 - \$99,999
15%	15%	\$100,000 - \$149,999
07%	08%	Over \$150,000

7. What is the highest level of education you have obtained?

Reader Demographics	Market Demographics	
04%	16%	Some High School or Less
34%	36%	Graduated High School
30%	21%	Some College
24%	18%	Graduated College
08%	09%	Completed Post Graduate

8. Which of the following products or services do you plan to purchase during the next twelve months?

(% = Positive respondents)

15%	New Automobile
14%	Used Automobile
18%	Antiques / Auctions
44%	Furniture / Home Furnishings
15%	Major Home Appliance
14%	Home Computers
36%	Home Improvements / Supplies
43%	Television / Electronics
21%	Carpet / Flooring
63%	Automobile Accessories (tires, brakes & service)
65%	Lawn & Garden
34%	Florist / Gift Shops
30%	Home Heating / Air Conditioning (service, new equipment)
55%	Vacations / Travel
06%	Real Estate
75%	Men's Apparel
84%	Women's Apparel
41%	Children's Apparel
01%	Boats / Personal Watercraft
22%	Art & Crafts Supplies
23%	Childcare
35%	Education / Classes
10%	Attorney
27%	Veterinarian
16%	Chiropractor
20%	Financial Planner (Retirement, Investing)
67%	Tax Advisor / Services
29%	Health Club / Exercise Class
40%	Cleaning Services (Carpet Cleaning, Air Duct Cleaning, Home Cleaning)
06%	Weight Loss
36%	Lawn Care Service (Maintenance & Landscaping)
35%	Legal Gambling Entertainment (Lottery, Casinos, Racetracks, Bingo)
75%	Pharmacist / Prescription Service
26%	Cellular Phone New/Update Service
81%	Dining & Entertainment
20%	Jewelry
08%	Wedding Supplies
34%	Athletic & Sports Equipment






Engle Publishing & Printing Company Inc.

Mount Joy, Pennsylvania

13-0906

**Key to Features**

-  State Boundary
-  County Boundary
-  ZIP Code Boundary

